

### Rates

| Instrumento           | TNA    |            |
|-----------------------|--------|------------|
| Caución 7d            | 31,40% | 25/11/2020 |
| Caución 30d           | 33,90% |            |
| BADLAR Priv. (>\$1mm) | 33,88% |            |
| TM20 Priv. (>\$20mm)  | 33,75% | 24/11/2020 |
| TPM - Leliq 7D        | 38,00% | 25/11/2020 |

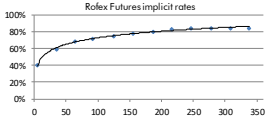
### BCRAA3500 USD \$80,792

| Days | %Change | Annualized |
|------|---------|------------|
| 8d   | 1,0%    | 44%        |
| 33d  | 6,5%    | 38%        |
| 61d  | 3,5%    | 39%        |
| 92d  | 9,5%    | 38%        |
| 187d | 18,5%   | 36%        |
| 366d | 35,2%   | 35%        |

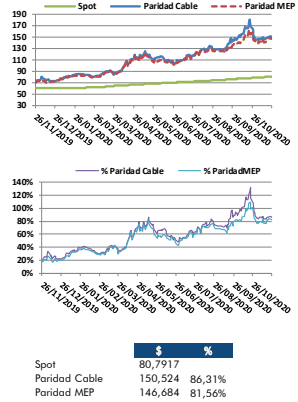
### Rofax - ARS/USD Futures

| Futures   | Maturity   | Days | USD    | Rates | -d1    | Ch    | Op. I |
|-----------|------------|------|--------|-------|--------|-------|-------|
| SPOT      | 25/11/2020 | -    | 80,79  |       |        |       |       |
| DLR112020 | 30/11/2020 | 5    | 81,23  | 39,8% | 81,22  | 0,0%  | 1,864 |
| DLR122020 | 30/12/2020 | 36   | 85,52  | 59,4% | 85,51  | 0,0%  | 1,850 |
| DLR12021  | 29/01/2021 | 65   | 90,68  | 68,7% | 90,67  | 0,0%  | 826   |
| DLR22021  | 26/02/2021 | 93   | 95,53  | 71,6% | 95,53  | 0,0%  | 491   |
| DLR32021  | 31/03/2021 | 126  | 101,65 | 74,8% | 101,70 | 0,0%  | 154   |
| DLR42021  | 30/04/2021 | 156  | 107,70 | 77,9% | 108,20 | -0,5% | 72    |
| DLR52021  | 31/05/2021 | 187  | 113,98 | 80,2% | 115,20 | -1,1% | 34    |
| DLR62021  | 30/06/2021 | 217  | 120,90 | 83,5% | 121,15 | -0,2% | 15    |
| DLR72021  | 30/07/2021 | 247  | 127,00 | 84,5% | 127,01 | 0,0%  | 3     |
| DLR82021  | 31/08/2021 | 279  | 132,50 | 83,7% | 132,50 | 0,0%  | 1     |
| DLR92021  | 30/09/2021 | 309  | 138,50 | 84,4% | 138,50 | 0,0%  | 6     |
| DLR102021 | 29/10/2021 | 338  | 144,00 | 84,5% | 144,00 | 0,0%  | 5     |

S.321



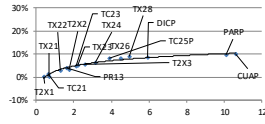
### ARS - USD




|               | \$      | %      |
|---------------|---------|--------|
| Spot          | 80,7917 |        |
| Paridad Cable | 150,524 | 86,31% |
| Paridad MEP   | 146,684 | 81,56% |

### Bonds

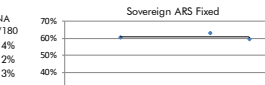
| Bond                                    | Code  | Amt Out. | Coupon | Price    | YTM    | MD    | Maturity   |
|---|-------|----------|--------|----------|--------|-------|------------|
| <b>Sovereign Bond Inflation Indexed</b> |       |          |        |          |        |       |            |
| Boncor 04-21                            | TX1   | 199,031  | 1,40%  | 118,50   | 0,15%  | 0,39  | 17/04/2021 |
| Boncor 07-21                            | TC1   | 57,390   | 2,50%  | 397,70   | 1,47%  | 0,64  | 22/07/2021 |
| Boncor 08-21                            | TX2   | 221,424  | 1,00%  | 126,20   | 0,34%  | 0,68  | 05/08/2021 |
| Bocora 24                               | PR13  | 762      | 2,00%  | 654,30   | 3,98%  | 1,63  | 15/03/2024 |
| Boncor 03-22                            | TX2   | 262,932  | 2,00%  | 118,00   | 2,75%  | 1,28  | 18/03/2022 |
| Boncor 09-22                            | TX2   | 14,999   | 1,30%  | 110,25   | 3,39%  | 1,76  | 20/09/2022 |
| Boncor 23                               | TC23  | 28,300   | 4,00%  | 275,00   | 4,65%  | 2,13  | 06/03/2023 |
| Boncor 03-23                            | TC23  | 92,703   | 1,40%  | 110,45   | 5,09%  | 2,24  | 25/03/2023 |
| Boncor 08-23                            | TX2   | 13,011   | 1,45%  | 98,14    | 5,53%  | 2,58  | 13/08/2023 |
| Boncor 04-24                            | TX24  | 145,016  | 1,40%  | 103,00   | 6,25%  | 3,15  | 25/03/2024 |
| Boncor 25                               | TC25P | 29,908   | 4,00%  | 228,50   | 8,08%  | 3,89  | 27/04/2025 |
| Boncor 11-26                            | TX26  | 56,520   | 2,00%  | 82,26    | 7,98%  | 4,47  | 09/11/2026 |
| Boncor 11-28                            | TX28  | 1,898    | 2,25%  | 77,31    | 8,88%  | 4,93  | 09/11/2028 |
| Disc ARL 05                             | DICP  | 10,563   | 5,83%  | 1,865,0  | 8,36%  | 5,91  | 31/12/2033 |
| Par ARL 05                              | PARP  | 2,861    | 1,77%  | 735,50   | 9,68%  | 10,10 | 31/12/2038 |
| C-Par ARL 05                            | CUAP  | 23,668   | 3,31%  | 1,030,00 | 10,02% | 10,57 | 31/12/2045 |



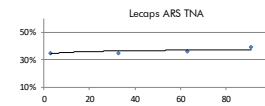
| Bond                                     | Code  | Amt Out. | Coupon | Price  | YTM    | MD   | Maturity   | Spread |
|--|-------|----------|--------|--------|--------|------|------------|--------|
| <b>Sovereign ARS Floating Badlar</b>     |       |          |        |        |        |      |            |        |
| Boncor Ago 21                            | TB21  | 56,149   | 1,00%  | 98,75  | 46,88% | 0,56 | 05/08/2021 | 6,4%   |
| Boncor 22                                | PR15  | 3,520    | 0,00%  | 100,15 | 59,92% | 0,71 | 04/10/2022 | 15,9%  |
| Boncor Abr 22                            | AA22  | 53,625   | 2,00%  | 96,00  | 52,83% | 0,94 | 04/04/2022 | 10,8%  |
| <b>Sub-Sovereign ARS Floating Badlar</b> |       |          |        |        |        |      |            |        |
| <b>BP +</b>                              |       |          |        |        |        |      |            |        |
| CABA TD C20                              | BDC22 | 3,708    | 5,00%  | 99,00  | 51,68% | 0,84 | 24/01/2022 | 10,0%  |
| CABA TD C24                              | BDC24 | 22,614   | 3,25%  | 87,75  | 57,39% | 1,57 | 29/03/2024 | 14,1%  |
| CABA TD C23                              | BDC28 | 13,262   | 3,75%  | 80,86  | 56,38% | 2,02 | 22/02/2028 | 13,3%  |
| PBA ID 2022                              | PBY22 | 15,182   | 3,83%  | 89,77  | 69,99% | 0,91 | 31/05/2022 | 22,8%  |
| PBA ID 2025                              | PBA25 | 30,000   | 3,75%  | 71,47  | 73,12% | 1,51 | 14/04/2025 | 24,8%  |
| Neuquén 2021                             | BNF21 | 1,912    | 5,00%  | 31,57  | 84,49% | 0,20 | 23/02/2021 | 32,2%  |
| Mendoza 2021                             | PMJ21 | 5,219    | 4,375% | 105,80 | 49,97% | 0,42 | 09/06/2021 | 8,7%   |
| Salta 2021                               | SA21  | 400      | 5,00%  | 82,43  | 95,37% | 0,67 | 22/12/2021 | 38,9%  |



| Bond                       | Code | Amt Out. | Coupon | Price | YTM    | MD   | Maturity   | TNA   |
|----------------------------|------|----------|--------|-------|--------|------|------------|-------|
| <b>Sovereign ARS Fixed</b> |      |          |        |       |        |      |            |       |
| Boncor 5 Oct 21            | TO21 | 62,500   | 18,20% | 80,60 | 60,51% | 0,62 | 04/10/2021 | 53,4% |
| Boncor 5 Oct 23            | TO23 | 64,150   | 16,00% | 48,00 | 62,78% | 1,60 | 17/10/2023 | 55,2% |
| Boncor 5 Oct 26            | TO26 | 96,570   | 15,50% | 35,76 | 59,10% | 2,03 | 19/10/2026 | 52,3% |



| Ledes ARS | Amt Out. | Price | TNA    | Days | Maturity   |
|-----------|----------|-------|--------|------|------------|
| S30N0     | 90,580   | 99,71 | 34,83% | 3    | 30/11/2020 |
| S30D0     | 167,677  | 96,98 | 34,49% | 33   | 30/12/2020 |
| S29E1     | 152,739  | 94,14 | 36,09% | 63   | 29/01/2021 |
| S26F1     | 121,701  | 91,07 | 39,33% | 91   | 26/02/2021 |



| Ledeads ARS | Days | Amt Out. | BP +  | Price  | Spread | MD   | Maturity   | TNA   |
|-------------|------|----------|-------|--------|--------|------|------------|-------|
| SE291       | 63   | 20,880   | 3,00% | 102,31 | 1,19%  | 0,17 | 29/01/2021 | 34,7% |
| S31M1       | 124  | 3,244    | 3,20% | 101,39 | 4,08%  | 0,34 | 31/03/2021 | 38,7% |



### Bonds

| Bond                          | Code     | Amt Out. | Coupon | Price (1) | YTM    | MD   | Maturity   |
|-------------------------------|----------|----------|--------|-----------|--------|------|------------|
| <b>Sovereign ext. law USD</b> |          |          |        |           |        |      |            |
| Bonos Int. 29 NYL             | GD29 ext | 2,635    | 1,000% | 43,17     | 16,20% | 5,33 | 09/07/2029 |
| Bonos Int. 30 NYL             | GD30 ext | 16,091   | 0,125% | 39,43     | 16,57% | 5,64 | 09/07/2030 |
| Bonos Int. 35 NYL             | GD35 ext | 20,502   | 0,125% | 35,83     | 14,94% | 8,63 | 09/07/2035 |
| Bonos Int. 38 NYL             | GD38 ext | 11,405   | 0,125% | 40,20     | 15,52% | 7,45 | 09/01/2038 |
| Bonos Int. 41 NYL             | GD41 ext | 10,482   | 0,125% | 37,16     | 14,38% | 8,31 | 09/07/2041 |
| Bonos Int. 46 NYL             | GD46 ext | 2,092    | 0,125% | 36,34     | 14,72% | 8,03 | 09/07/2046 |

| Bond                          | Code  | Amt Out. | Coupon | Price (2) | YTM    | MD   | Maturity   |
|-------------------------------|-------|----------|--------|-----------|--------|------|------------|
| <b>Sovereign Arg. law USD</b> |       |          |        |           |        |      |            |
| Bonar 1% 29                   | AL29D | 2,193    | 1,000% | 43,30     | 16,25% | 5,33 | 09/07/2029 |
| Bonar 30                      | AL30D | 13,079   | 0,125% | 39,20     | 16,70% | 5,64 | 09/07/2030 |
| Bonar 35                      | AL35D | 18,714   | 0,125% | 36,40     | 14,76% | 8,66 | 09/07/2035 |
| Bonar 38                      | AE38D | 7,211    | 0,125% | 38,00     | 16,35% | 7,32 | 09/01/2038 |
| Bonar 41                      | AL41D | 1,491    | 0,125% | 35,40     | 15,02% | 8,17 | 09/07/2041 |

| Bond                                 | Code     | Amt Out. | Coupon  | Price    | YTM     | MD         | Maturity   |
|--------------------------------------|----------|----------|---------|----------|---------|------------|------------|
| <b>Sovereign Arg. law USD Linked</b> |          |          |         |          |         |            |            |
| Bonte 11-21 - USD Linke              | TV21     | 1,766    | 0,100%  | 8,560,00 | -5,47%  | 1,02       | 30/11/2021 |
| Bonte 04-22 - USD Linke              | TV22     | 1,660    | 0,100%  | 8,425,00 | -2,81%  | 1,43       | 29/04/2022 |
| <b>Sub-Sovereign USD (3)</b>         |          |          |         |          |         |            |            |
| Code                                 | Amt Out. | Coupon   | Price*  | YTM      | MD      | Maturity   |            |
| Bs. As. 21 NYL                       | BP21     | 500      | 10,875% | 12,99    | 0,00    | 26/01/2021 |            |
| CABA, 21 NYL                         | CABA21   | 335      | 8,950%  | 33,58    | 27,65%  | 0,20       | 19/02/2021 |
| Bs. As. PBJ 21 NYL                   | PBJ21    | 900      | 9,950%  | 19,66    | 0,10    | 09/06/2021 |            |
| Córdoba 21 NYL**                     | CO21D    | 725      | 7,125%  | 61,67    | 193,74% | 0,26       | 10/06/2021 |
| Bs. As. 23 NYL                       | PBF23    | 750      | 6,500%  | 36,15    | 297,25% | 0,20       | 15/02/2023 |
| Córdoba 26                           | CO26     | 272      | 7,125%  | 48,98    | 28,40%  | 1,90       | 27/10/2026 |
| Julio 22 NYL                         | JUS22    | 210      | 8,625%  | 44,85    | 78,32%  | 1,16       | 20/09/2022 |
| Sta Fe 23 NYL**                      | SF23D    | 250      | 7,000%  | 68,49    | 34,73%  | 1,39       | 23/03/2023 |
| PBA 24 NYL                           | PBA24    | 1,250    | 9,125%  | 36,56    | 90,31%  | 1,13       | 16/03/2024 |
| Salta 24 NYL                         | SA24D    | 350      | 9,125%  | 54,38    | 48,02%  | 1,59       | 08/07/2024 |
| Chaco 24 NYL                         | CH24D    | 250      | 9,375%  | 44,00    | 61,31%  | 1,52       | 19/08/2024 |
| La Rioja 25 NYL                      | RIF25    | 300      | 9,750%  | 45,96    | 60,90%  | 1,42       | 24/02/2025 |
| T.Fuego 27 NYL                       | TFU27    | 190      | 8,950%  | 54,57    | 28,06%  | 2,11       | 19/04/2027 |

| Bond  | Code     | Amt Out. | Coupon | Price | YTM    | MD       | Maturity   |
|---|----------|----------|--------|-------|--------|----------|------------|
| <b>(3) Bs. As. Bonds - Restructuring soon - Payments freeze</b> |          |          |        |       |        |          |            |
| <b>Corporate USD*</b>   |          |          |        |       |        |          |            |
| Code  | Amt Out. | Coupon   | Price  | YTM   | MD     | Maturity |            |
| Pan Am 2021   | OPN1     | 333      | 7,875% | 99,49 | 9,33%  | 0,42     | 07/05/2021 |
| Hipotecario 2020  | BHCVO    | 281      | 9,750% | 96,81 | ####   | 0,00     | 30/11/2020 |
| YPF 2021  | YFCFO    | 1,000    | 8,500% | 92,77 | 37,20% | 0,27     | 23/03/2021 |
| Telecom 2021**  | LCCAO    | 466      | 6,500% | 95,96 | 14,96% | 0,49     | 15/06/2021 |
| Transener 2021**  | OTR99    | 101      | 9,750% | 82,92 | 43,08% | 0,57     | 15/09/2021 |
| CGC 2021**  | CPCAO    | 300      | 9,500% | 76,58 | 46,33% | 0,75     | 15/11/2021 |
| Gennia 2022**   | GNCLC    | 500      | 8,750% | 85,69 | 25,04% | 0,96     | 20/01/2022 |
| Edenor 2022**   | ODN99    | 176      | 9,750% | 77,66 | 26,76% | 1,55     | 25/10/2022 |
| Clisa 2023**  | CLISO    | 300      | 9,500% | 42,90 | 57,69% | 1,62     | 20/07/2023 |
| AYSA 2023**   | AYSA23   | 500      | 6,625% | 46,06 | 56,03% | 1,50     | 01/02/2023 |
| Tepetrol 2022**   | TTCIO    | 500      | 4,875% | 95,79 | 9,94%  | 1,83     | 12/12/2    |